

## KEY FEATURES

- Enclosed Switching Power Supply
- Universal Input: 90-264 VAC
- Single Output
- 5 VDC to 48 VDC Output
- Din Rail Kit For Optional
- 3-Year Product Warranty



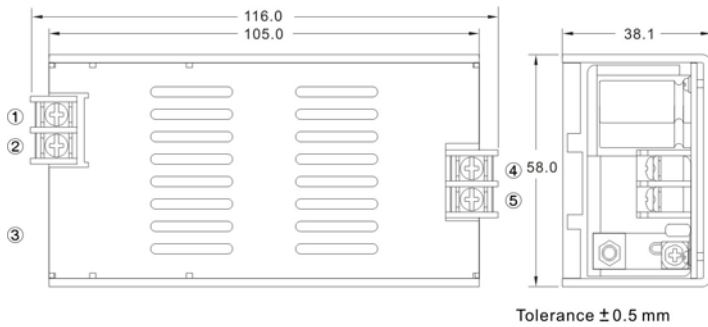
## ELECTRICAL SPECIFICATIONS

All specifications valid at normal input voltage, full load and +25°C after warm-up time unless otherwise stated.

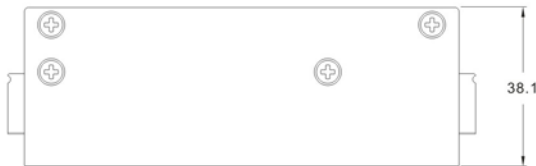
Model No.	AES60E-5S	AES60E-9S	AES60E-12S	AES60E-15S	AES60E-24S	AES60E-48S
Max Output Wattage (W)	50W	60W	60W	60W	60W	60W
Input	Voltage					
	90-264 VAC or 120-370 VDC					
	Frequency (Hz)					
	47-63 Hz					
	Current (Full load)					
2 A max. (115 VAC) / 1 A max. (230 VAC)						
Inrush Current (<2ms)						
30 A max. (115 VAC) / 50 A max. (230 VAC)						
Leakage Current						
0.5 mA max.						
Output	Voltage (V.DC.)					
	5V	9V	12V	15V	24V	48V
	Voltage Accuracy					
	±2%					
	Current (mA) max					
	10,000	6,660	5,000	4,000	2,500	1,250
	Line Regulation (LL-HL) (typ.)					
	±1%					
	Load Regulation (5-100%) (typ.)					
	±1%					
	Minimum Load					
	1%					
Maximum Capacitive Load (at 230VAC)						
470-23,000µF depending on model						
Ripple						
<0.2% Vout +40mV max (Vp-p)						
Noise						
<0.5% Vout +50mV max (Vp-p)						
Efficiency (at 230V)						
82%	84%	86%	86%	86%	86%	
Trim						
±10%						
Hold-up Time						
10 ms min.						
Protection	Over Power Protection					
	Auto recovery					
	Over Voltage Protection					
Zener diode clamp						
Short Circuit Protection						
Auto recovery						
Isolation	Input-Output (V.AC)					
	3000VAC or 4242VDC					
	Input-FG (V.AC)					
1500V						
Output-FG (V.AC)						
500V						
Environment	Operating Temperature					
	-40°C...+70°C (with derating)					
	Storage Temperature					
	-50°C...+85°C					
	Temperature coefficient					
	±0.02%/°C					
Humidity						
95% RH						
MTBF						
>130,000 h @ 25°C (MIL-HDBK-217F)						
Vibration						
10~500Hz, 2G 10min./1cycle, 60min. each along X, Y, Z axes.						
Physical	Dimension (L x W x H)					
	4.13 x 2.28 x 1.5 Inches ( 105.0 x 58.0 x 38.1 mm ) Tolerance ±0.5 mm					
	Weight					
260 g						
Cooling Method						
Free air convection						
Safety	Agency Approvals					
CE, UL60950						
EMC	EMI (Conducted & Radiated Emission)					
	EN 55022 class B					
EMS (Noise Immunity)						
EN 55024						

**NOTE**

1. Ripple & Noise are measured at 20MHz of bandwidth with 0.1uF & 47uF parallel capacitor.
2. Strongly recommend to conduct this test with DC Voltage. If customer wishes to test with AC Voltage, please disconnect all Y-Capacitors within Arch power supply.

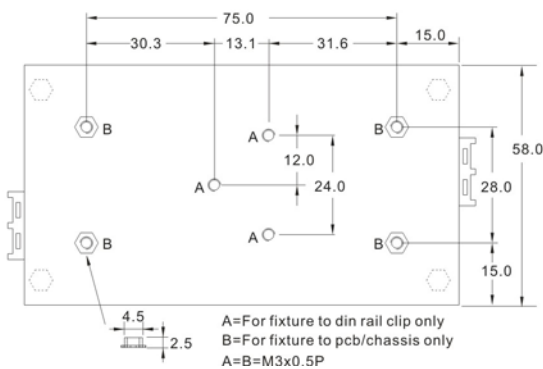
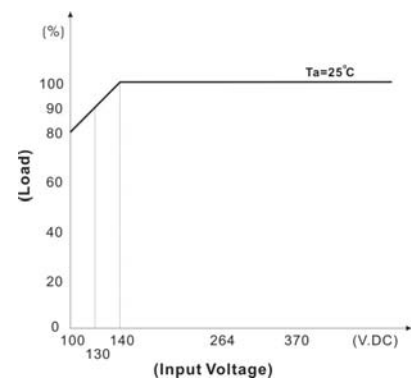
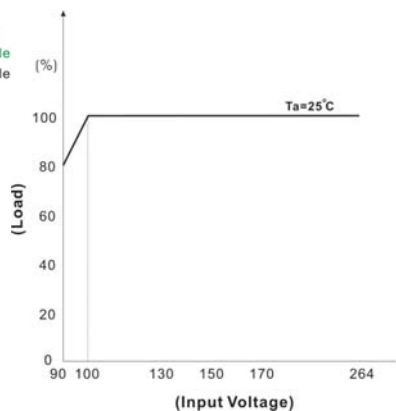
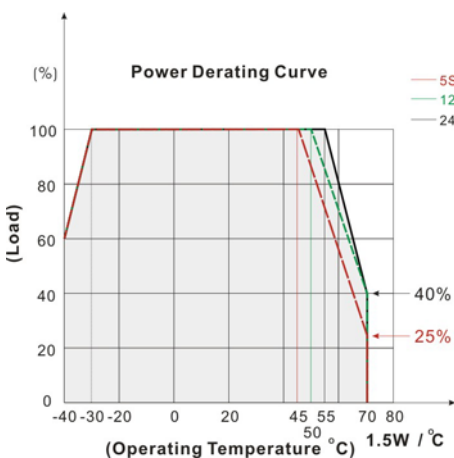
**MECHANICAL DIMENSION ( Top View )**


PIN#	Single
1	AC IN (N)
2	AC IN (L)
3	FG
4	+DC OUT
5	-DC OUT


**ASSEMBLY INSTRUCTIONS**

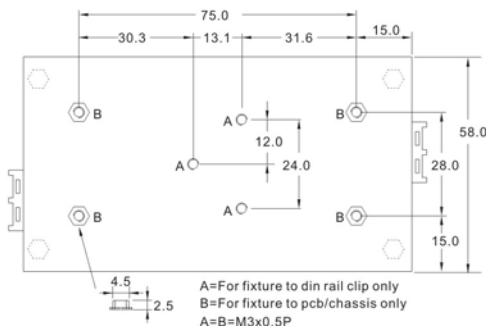
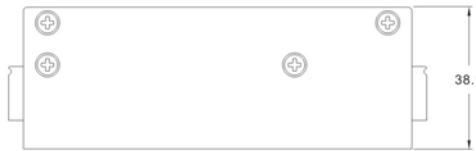
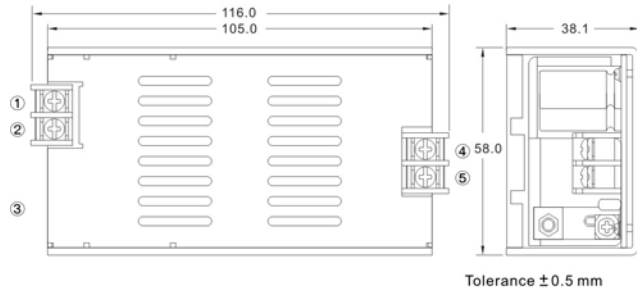
\*U Case T=2.5mm

Customer is advised to screw into the threads no more than 2.5mm

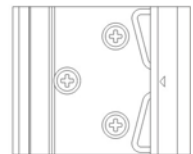

**DERATING**


**Din Rail Kit**

**AES60E-DRK**



**Din Accessory**



PIN#	Single
1	AC IN (N)
2	AC IN (L)
3	FG
4	+DC OUT
5	-DC OUT