

**KEY FEATURES**

- Maximum No-Load Watts < 0.1W
- Switching Power Module for PCB Mountable
- Fully Encapsulated Plastic Case
- Universal Input Range 90-264VAC, 47-440 Hz
- Low Ripple and Noise
- Isolation Class II
- CE, CB and UL Approval
- 3-Year Product Warranty

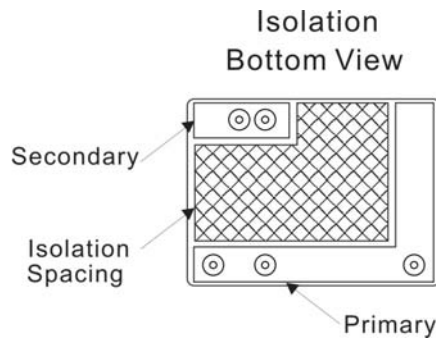
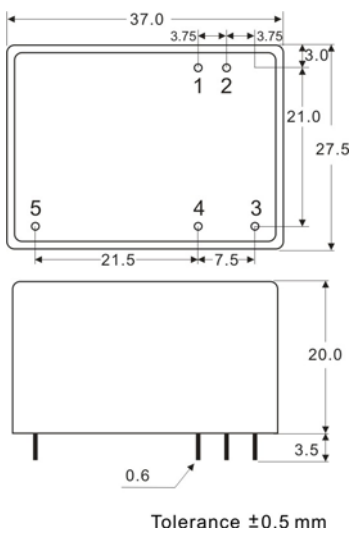

**ELECTRICAL SPECIFICATIONS**

All specifications valid at normal input voltage, full load and +25°C after warm-up time unless otherwise stated.

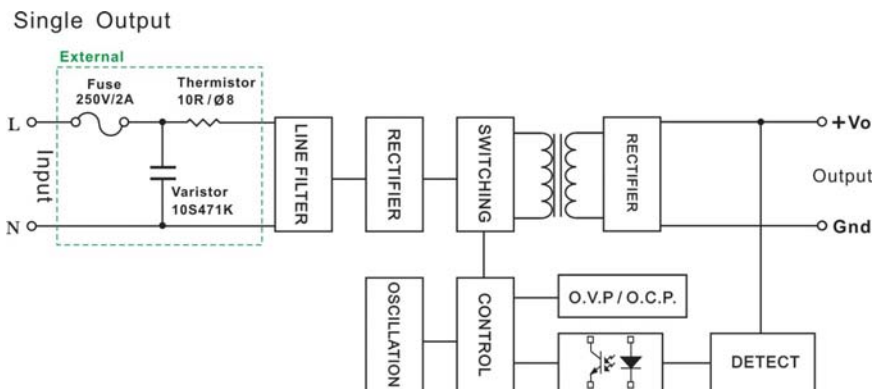
Model No. ( Single Output )	AOD10-5S	AOD10-12S	AOD10-15S	AOD10-24S	
Max Output Wattage (W)	10W				
Input	Voltage	90-264 VAC or 120-370 VDC ( N Connect +Vin ; L Connect -Vin )			
	Frequency (Hz)	47-440 Hz			
	Current (Full load)	230 mA max. (115 VAC) / 140 mA max. (230 VAC)			
	Inrush Current	30 A max. (115 VAC) / 60 A max. (230 VAC)			
	Leakage Current	0.25 mA max.			
	External Fuse (mandatory)	2 A slow blow type			
	External Varistor (mandatory)	10S471K			
	External Thermistor (recommended)	10R / 8φ			
Output	Voltage (V.DC.)	5V	12V	15V	24V
	Voltage Accuracy	±2%			
	Current (mA) max	2000	833	667	417
	Line Regulation (LL-HL) (typ.)	±0.2%			
	Load Regulation (0-100%) (typ.)	±1%			±0.5%
	Minimum Load	0%			
	Maximum Capacitive Load	3,500uF	700uF	390uF	180uF
	Ripple & Noise (Vp-p) max	<150mV		<160mV	1% Vout
	Efficiency (at 230VAC)	80%	84%	85%	85%
	Hold-up Time (at 230VAC)	30 ms min.			
Protection	Over Power Protection	Hiccup technique, auto-recovery			
	Over Voltage Protection	Zener diode clamp			
	Short Circuit Protection	Hiccup mode, indefinite (automatic recovery)			
Isolation	Input-Output (V.AC)	3000V			
Environment	Operating Temperature	-40°C...+70°C ( with derating )			
	Storage Temperature	-40°C...+85°C			
	Temperature Coefficient	±0.02%/°C			
	Humidity	95% RH			
	MTBF	>450,000 h @ 25°C (MIL-HDBK-217F)			
Physical	Dimension (L x W x H)	1.46 x 1.08 x 0.79 Inches ( 37.0 x 27.5 x 20.0 mm ) Tolerance ±0.5 mm			
	Case Material	Plastic resin (flammability to UL 94V-0)			
	Weight	35 g			
	Cooling Method	Free air convection			
Safety	Agency Approvals	UL/cUL 60950-1&IEC/EN60950-1, TUV IEC/EN60335-1,CE			
EMC	EMI (Conducted & Radiated Emission)	EN 55032 class B			
	EMS (Noise Immunity)	EN 55024			

**NOTE**

1. Ripple & Noise are measured at 20MHz of bandwidth with 0.1uF & 47uF parallel capacitor.
2. It's necessary Varistor 14S471K at L / N input side in parallel.
3. It's necessary Fuse 250V/2A at L input side in series connection.
4. It's recommended 10R / 8φ thermistor at L input side in series connection.
5. A fuse 250V/2A is directly connected to the input and this fuse is 3.2mm min. away from each polarity.
6. Please refer to our PDF file "AC-DC Application" on our website: [www.archcorp.com.tw](http://www.archcorp.com.tw)

**MECHANICAL DIMENSION ( Top View )**


PIN#	Single
1	+Vo
2	GND
3	AC IN (L)
4	AC IN (N)
5	NC CONNECT

**BLOCK DIAGRAM**

**DERATING**
